



ಬೃಹತ್ ಬೆಂಗಳೂರು ಮಹಾನಗರ ಪಾಲಿಕೆ
Bruhat Bengaluru Mahanagara Palike



BBMP COVID-19 WAR ROOM 24.12.2021



ABSTRACT OF COVID-19 CASES IN BENGALURU



	MALE	FEMALE	TRANSGENDER	MALE	FEMALE	TRANSGENDER	TOTAL	
	Last 24 Hours	Last 24 Hours	Last 24 Hours	Cumulative	Cumulative	Cumulative	Last 24 Hours	Cumulative
Positive Cases	136	118	0	7,52,820	5,08,181	155	254	12,61,156
Recovered Cases	72	56	0	7,39,814	4,98,945	149	128	12,38,908
Death Cases	2	0	0	10,366	6,012	4	2*	16,382
Total Tests Done	In Last 24 hrs : 46,321			Cumulative : 2,36,22,129				
ACTIVE CASES				5,866				

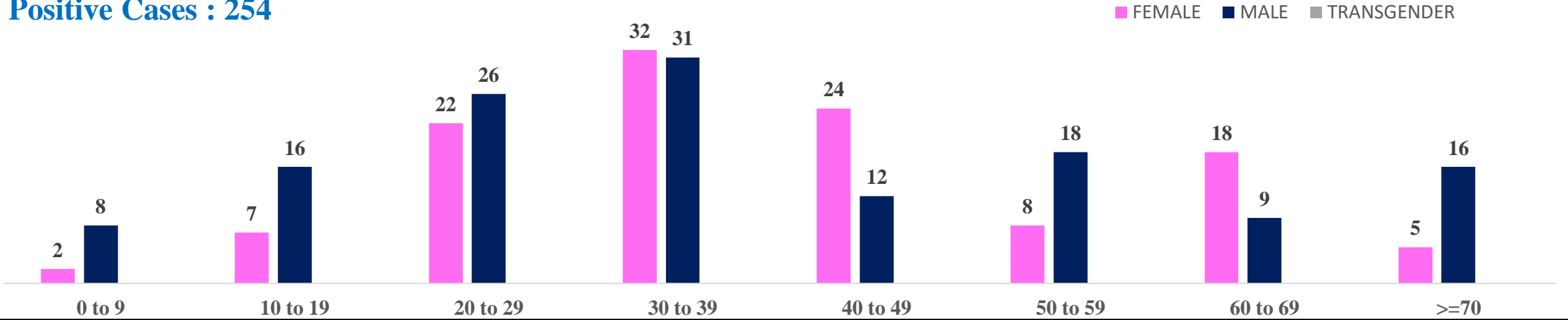
*Covid deaths occurred today : 00 | Covid deaths occurred beyond last 24 hrs., reported today : 02



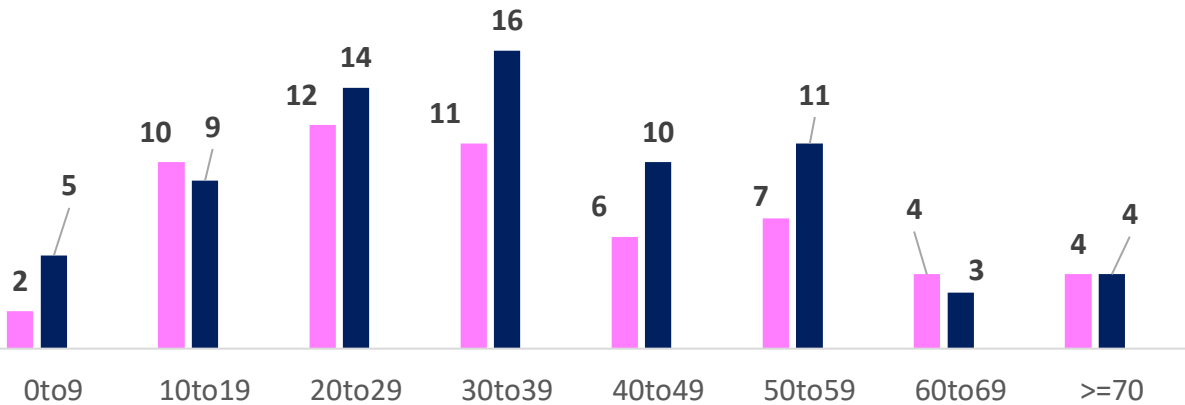
LAST 24 HOURS AGE GROUP AND GENDER WISE DISTRIBUTION




Positive Cases : 254



Recovered Cases : 128



Death Cases : 2





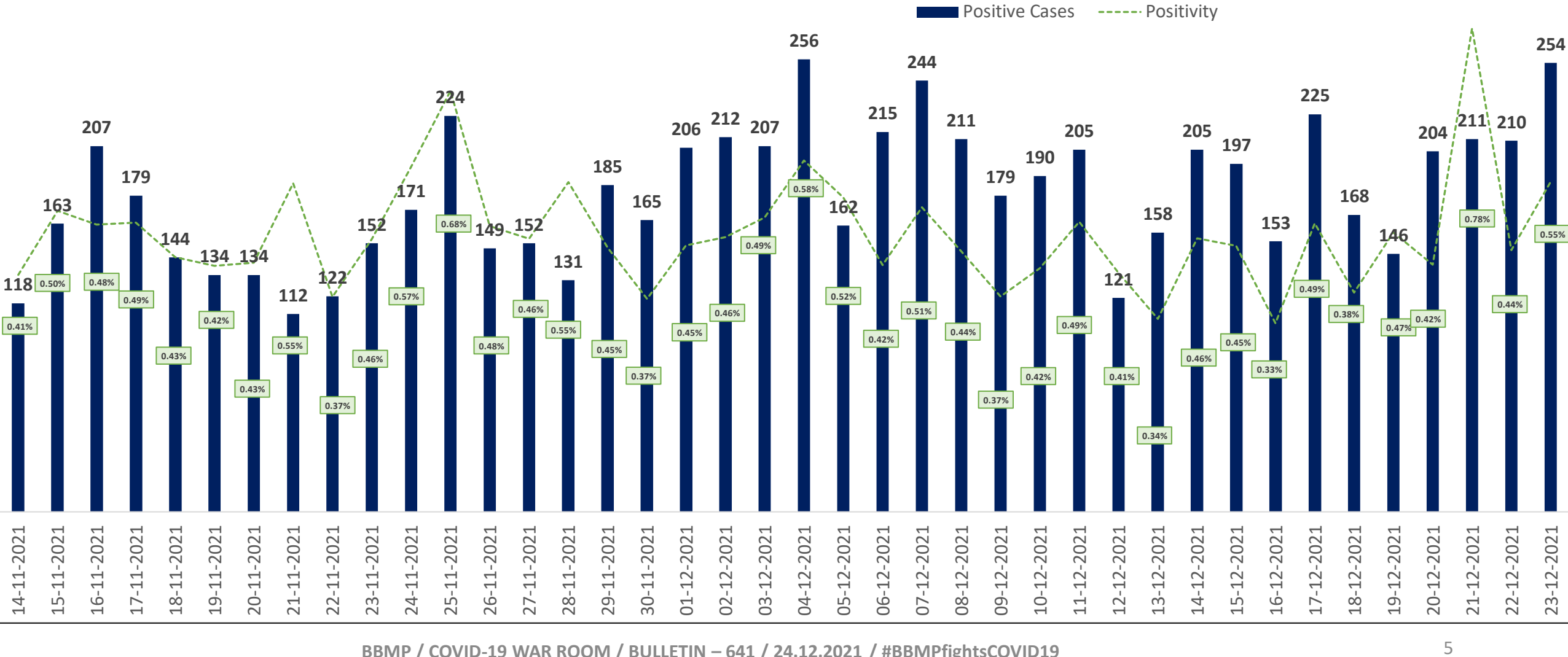
SNAPSHOT OF BENGALURU COVID-19 CASES IN LAST 8 WEEKS



	29-10-2021 To 04-11-2021	05-11-2021 To 11-11-2021	12-11-2021 To 18-11-2021	19-11-2021 To 25-11-2021	26-11-2021 To 02-12-2021	03-12-2021 To 09-12-2021	10-12-2021 To 16-12-2021	17-12-2021 To 23-12-2021
Total Positive Cases	963	1,137	1,117	1,049	1,200	1,474	1,229	1,418
Total Recovered Cases	1,103	858	1,792	1,765	1,371	1,023	1,099	1,143
Total Death Cases	17	14	13	7	15	18	16	5
Case Fatality Rate	1.77%	1.23%	1.16%	0.67%	1.25%	1.22%	1.30%	0.35%
Total Tests Conducted	2,75,575	2,88,108	2,61,350	2,11,995	2,64,671	3,11,109	2,97,000	2,90,243
Positivity Rate	0.35%	0.39%	0.43%	0.49%	0.45%	0.47%	0.41%	0.49%

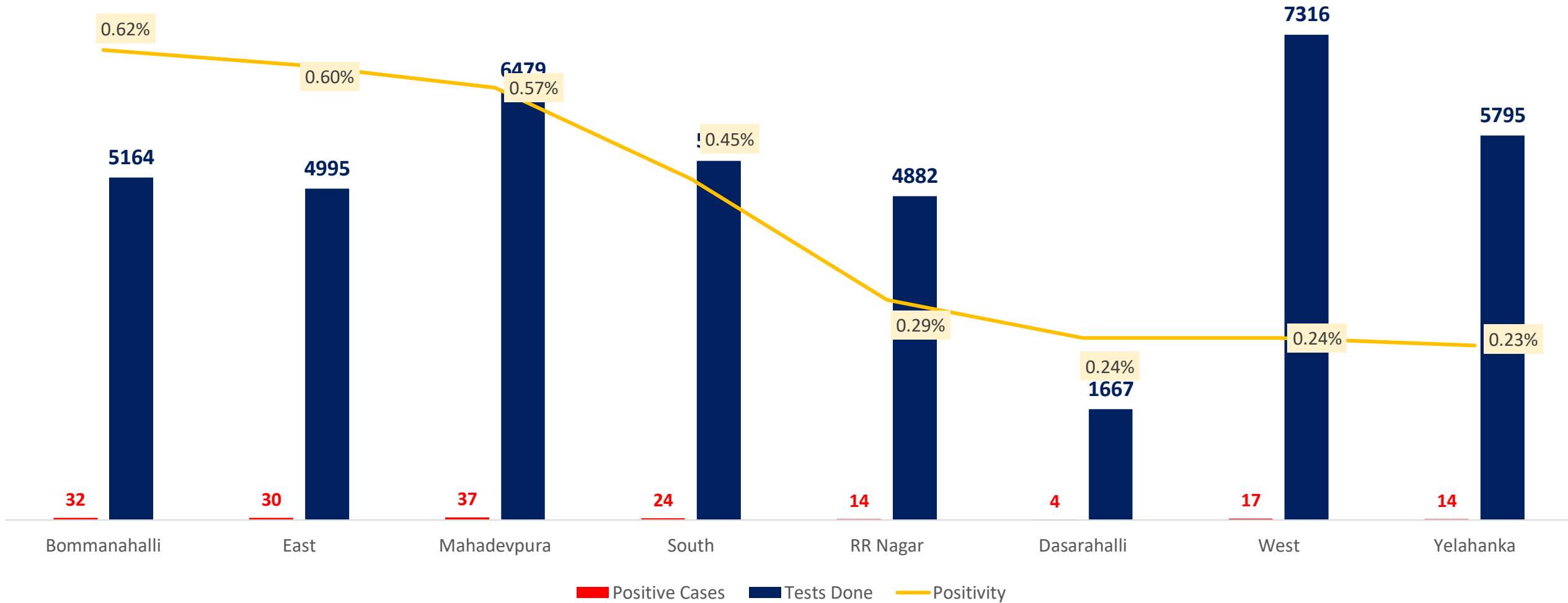


POSITIVITY RATE OF BENGALURU – LAST 40 DAYS



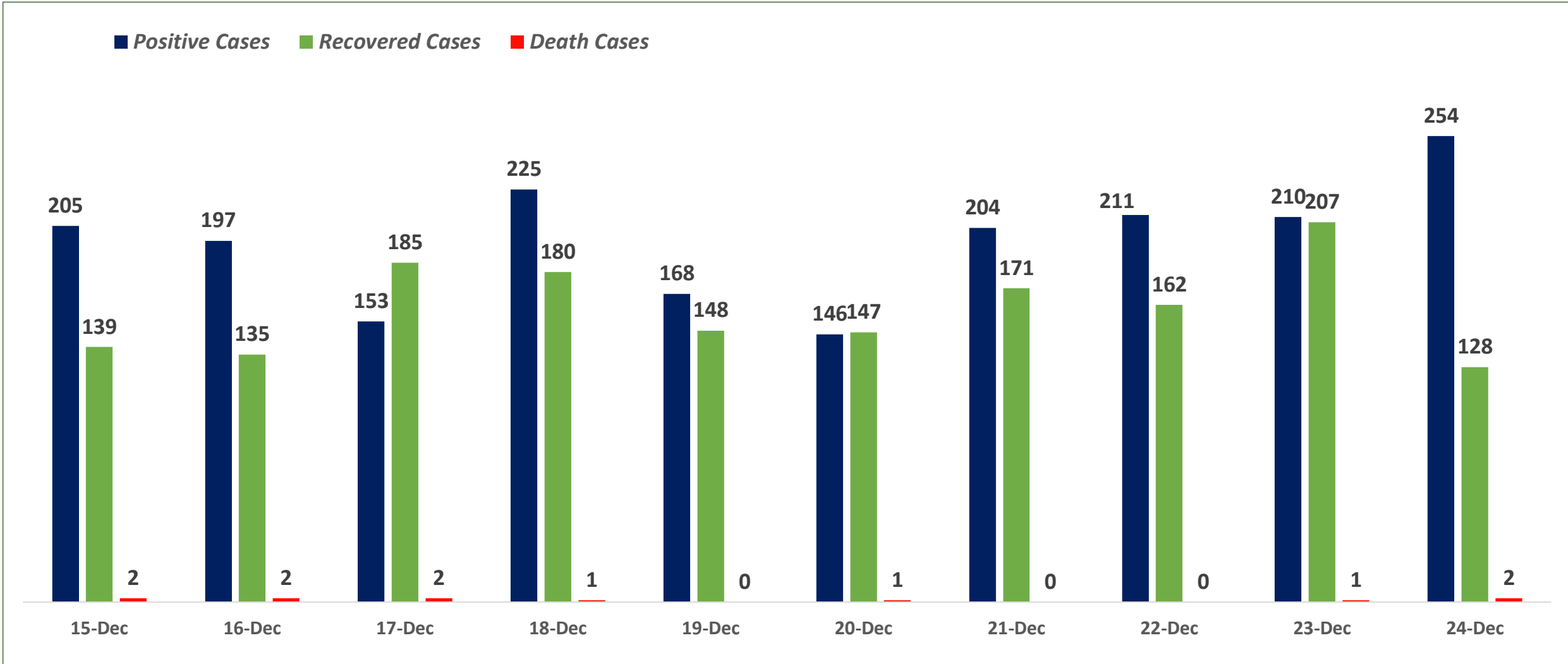


ZONE WISE AVERAGE POSITIVITY TREND FOR LAST WEEK





SNAPSHOT OF POSITIVE, RECOVERED AND DEATH CASES OVER LAST 10 DAYS ACROSS BBMP ZONES

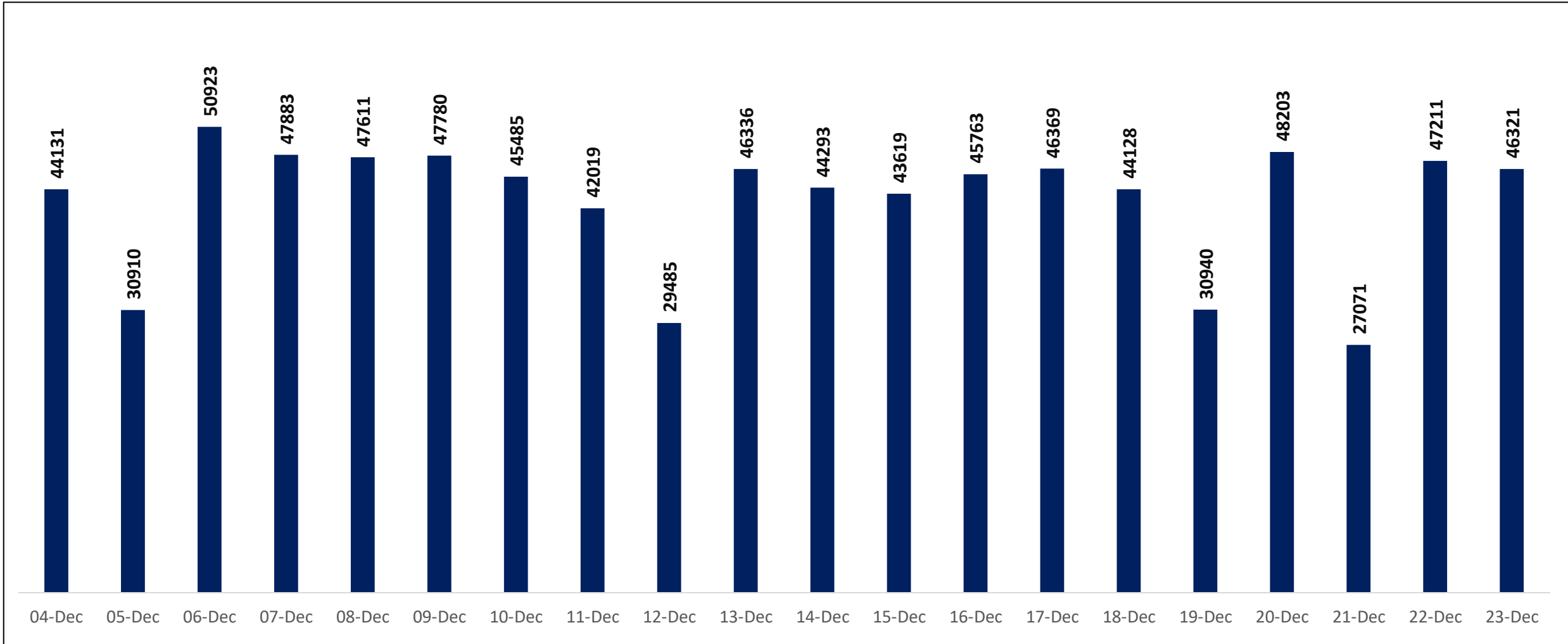




TESTING TRENDS IN BENGALURU

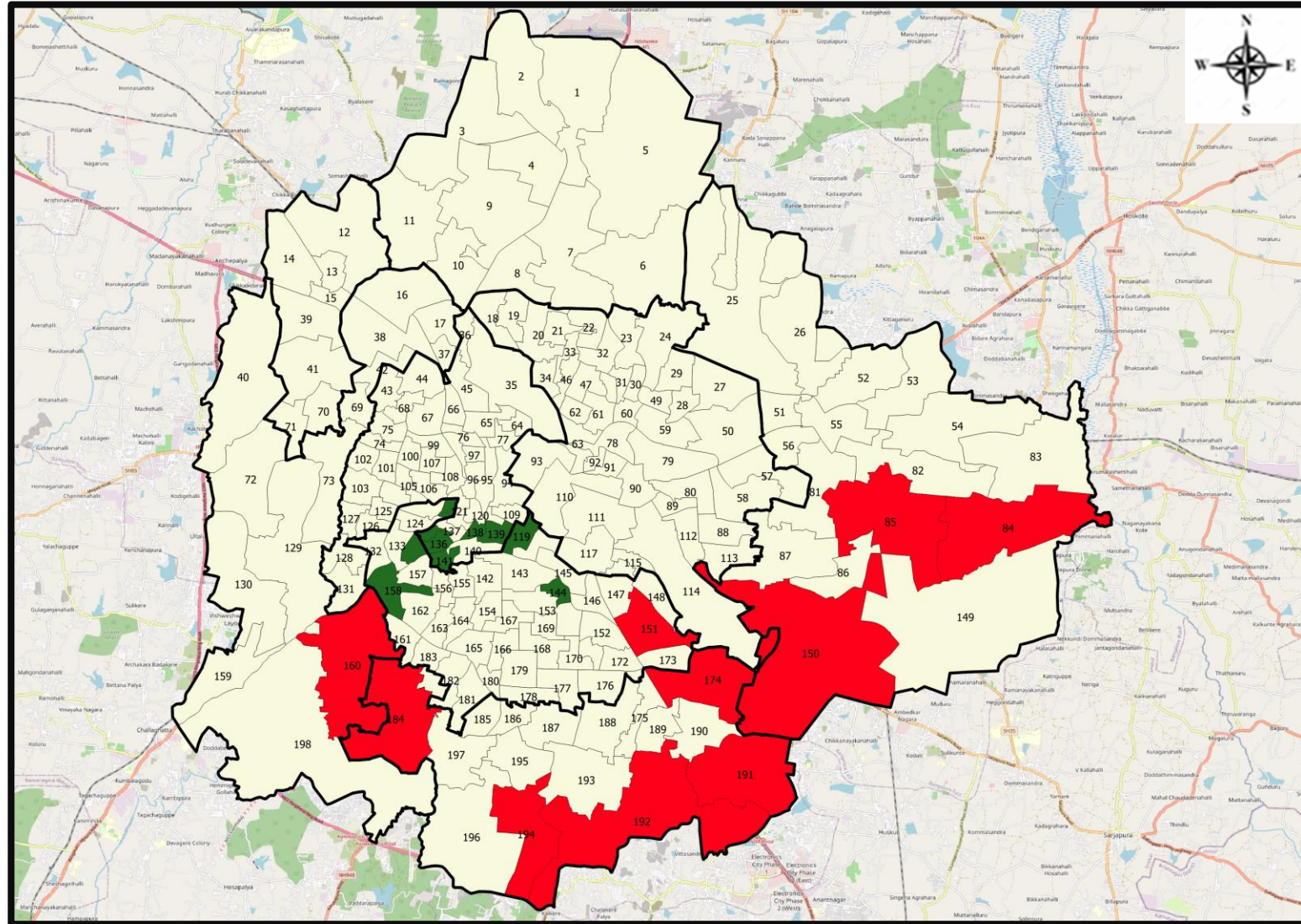


Total Test Conducted Till Date	Test Conducted Last 24 hours
2,36,22,129	46,321





BENGALURU URBAN MAP SHOWING TREND OF POSITIVE CASES IN LAST 10 DAYS



Top 10 wards reporting highest number of positive cases in last 10 days

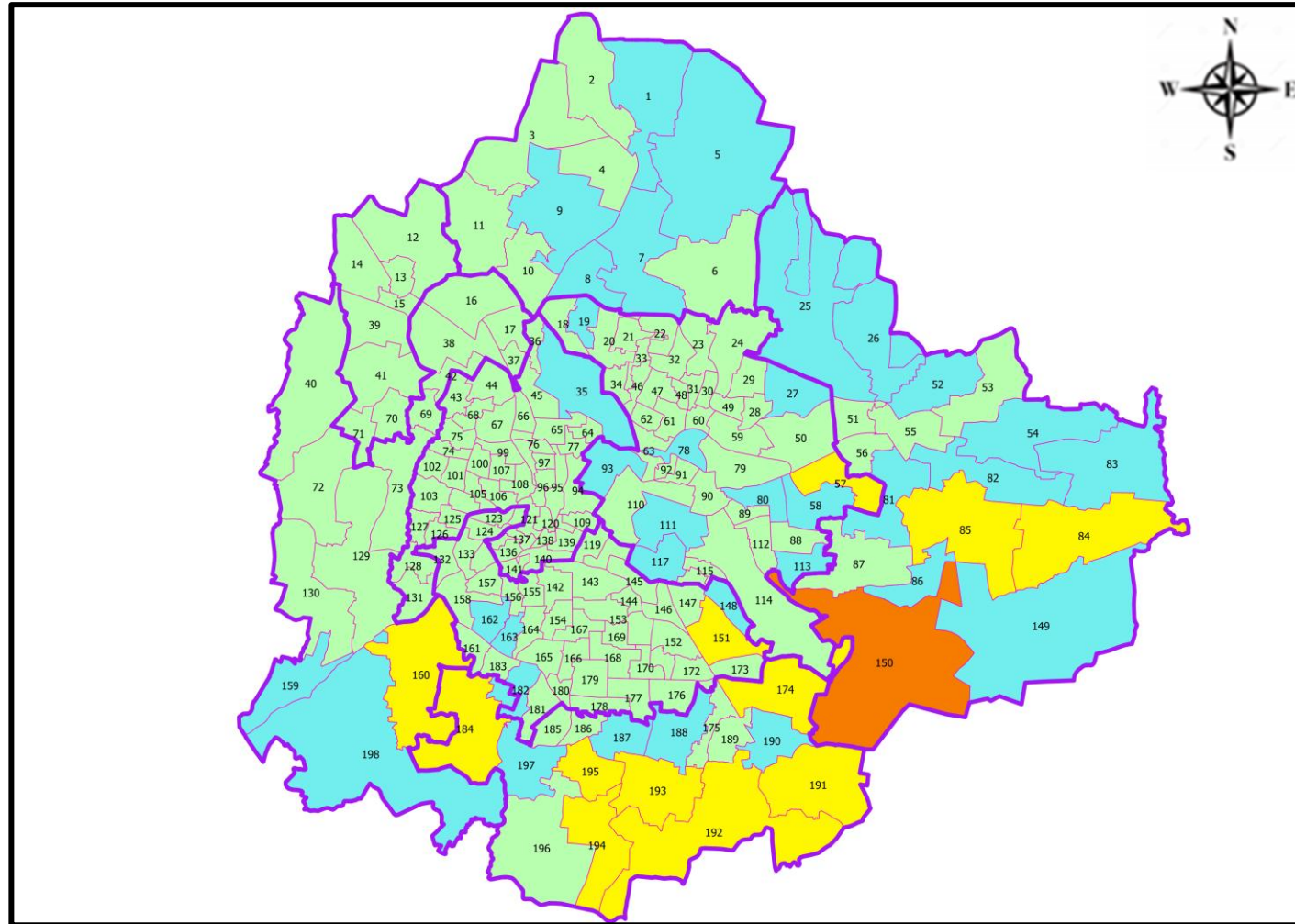
Ward No.	Ward Name	Daily Cases Average
150	Bellanduru	9
192	Begur	4
85	Dodda Nekkundi	4
191	Singasandra	4
194	Gottigere	4
84	Hagadur	4
160	Rajarajeshwari Nagar	4
174	HSR Layout	4
184	Uttarahalli	4
151	Koramangala	3







Top 10 wards reporting least number of positive cases in last 10 days

Ward No.	Ward Name	Daily Cases Average
158	Deepanjali Nagara	0
144	Siddapura	0
141	Azad Nagar	0
139	K R Market	0
138	Chalavadipalya	0
136	Jagajivanram Nagar	0
135	Padarayanapura	0
134	Bapuji Nagar	0
122	Kempapura Agrahara	0
119	Dharmaraya Swamy Temple	0



BENGALURU MAP SHOWING INTENSITY OF POSITIVE CASES IN LAST 10 DAYS



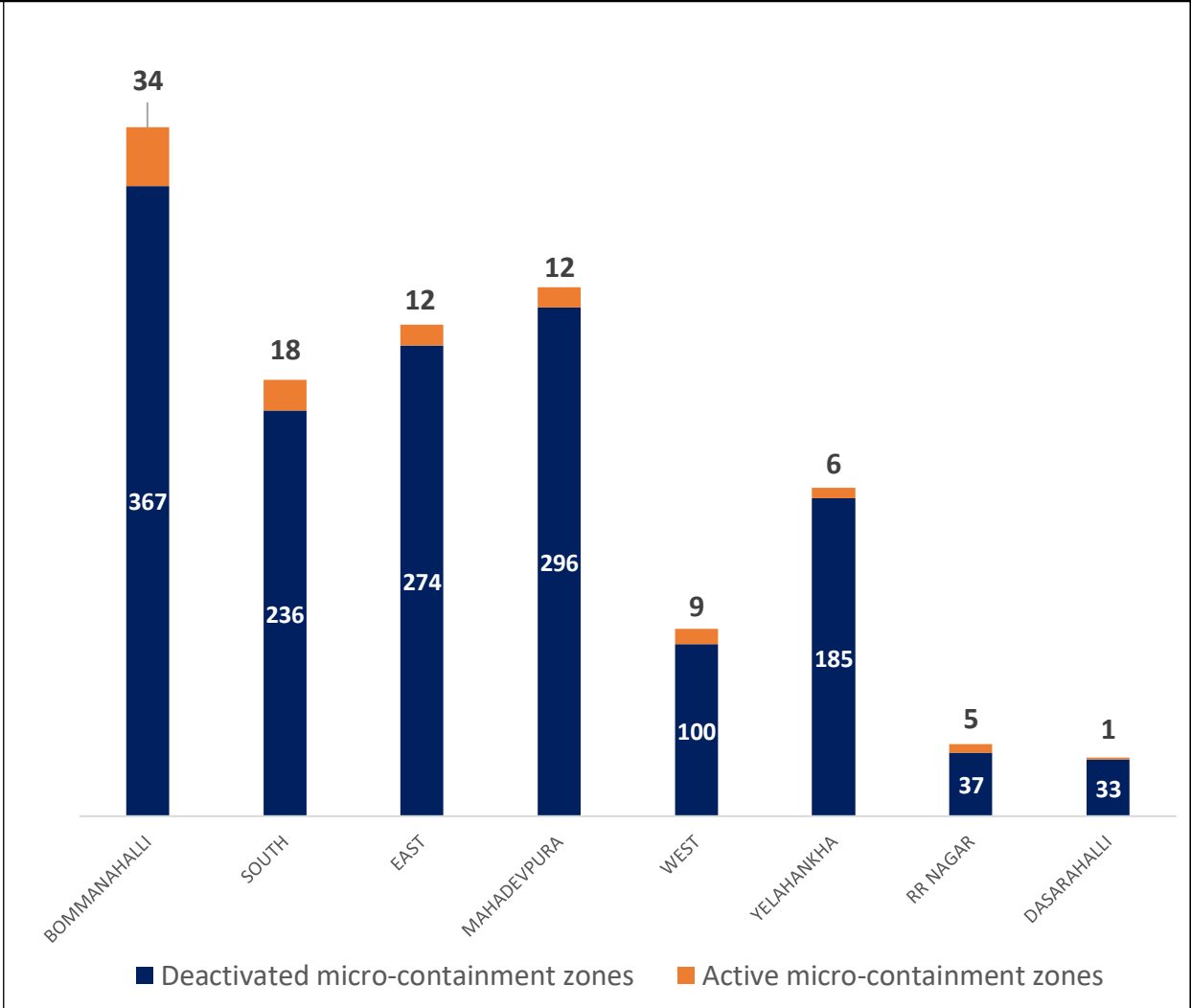
-  **Level 1 : 0 to 10 Cases**
-  **Level 2 : 10 to 25 Cases**
-  **Level 3 : 25 to 50 Cases**
-  **Level 4 : 50 to 100 Cases**
-  **Level 5 : Above 100 Cases**
-  **Zone Boundaries**



CONTAINMENT ZONE DETAILS



ZONE	TOTAL DECLARED	TOTAL DEACTIVATED	TOTAL ACTIVE
BOMMANAHALLI	401	367	34
SOUTH	254	236	18
EAST	286	274	12
MAHADEVPURA	308	296	12
WEST	109	100	9
YELAHANKHA	191	185	6
RR NAGAR	42	37	5
DASARAHALLI	34	33	1
TOTAL	1625	1528	97





COVID BED STATUS AS ON 24.12.2021

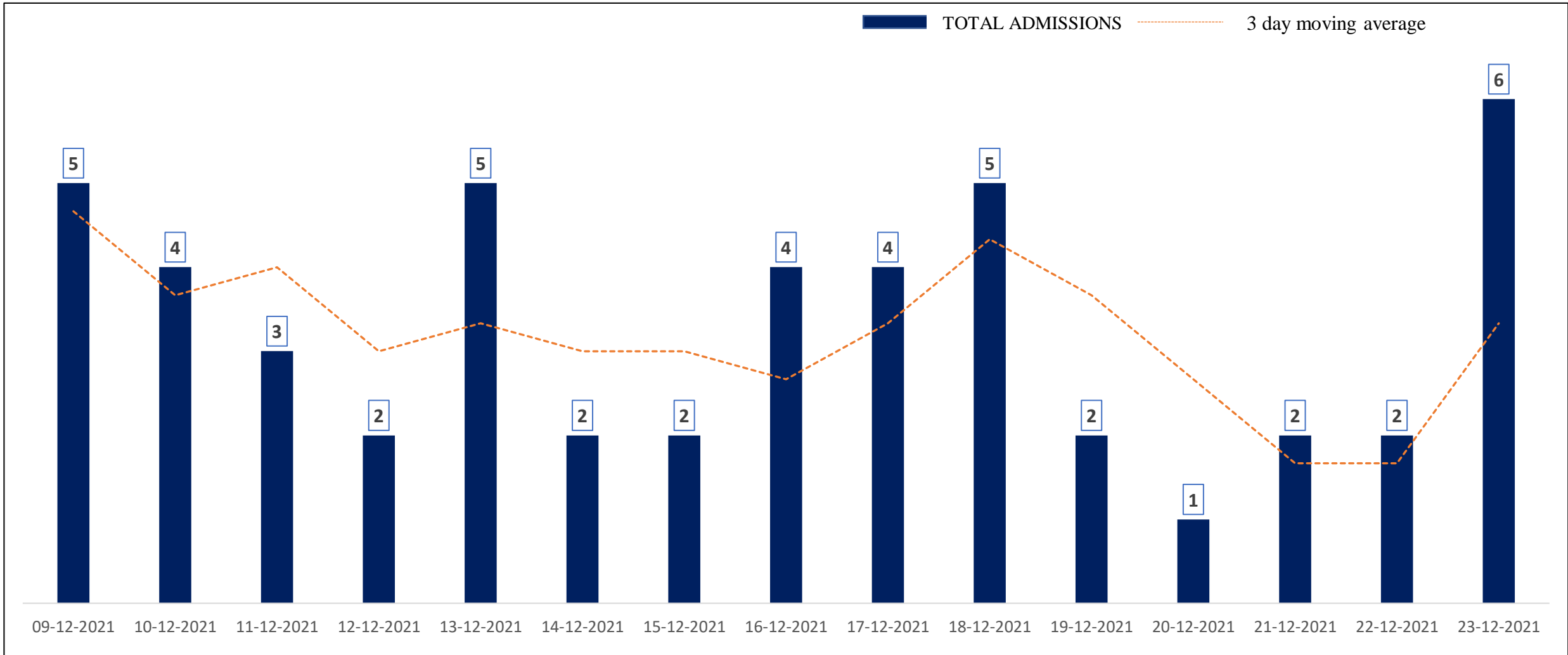


SR. NO.	Facility Type	No. of Hospital	Total Allocated Beds for C+ Patients					Occupied Beds for C+ Patients					Net Available Beds for C+ Patients				
			Gen Beds	HDU	ICU Beds	ICU-V	Total	Gen Beds	HDU	ICU Beds	ICU-V	Total	Gen Beds	HDU	ICU Beds	ICU-V	Total
1	Government Medical Colleges	4	20	621	53	76	770	0	11	2	1	14	20	610	51	75	756
2	Government Hospitals	16	664	210	65	127	1,066	3	3	3	2	11	661	207	62	125	1,055
3	Covid Care Centres	2	90					0					90				
Total Beds		22	774	831	118	203	1,926	3	14	5	3	25	771	817	113	200	1,901

* Status as on 24.12.2021 – 5:30 PM



HOSPITAL & CCC ADMISSIONS LAST 15 DAYS TREND



* Only Government Quota Admissions through CHBMS considered

* Only Fresh Admissions considered

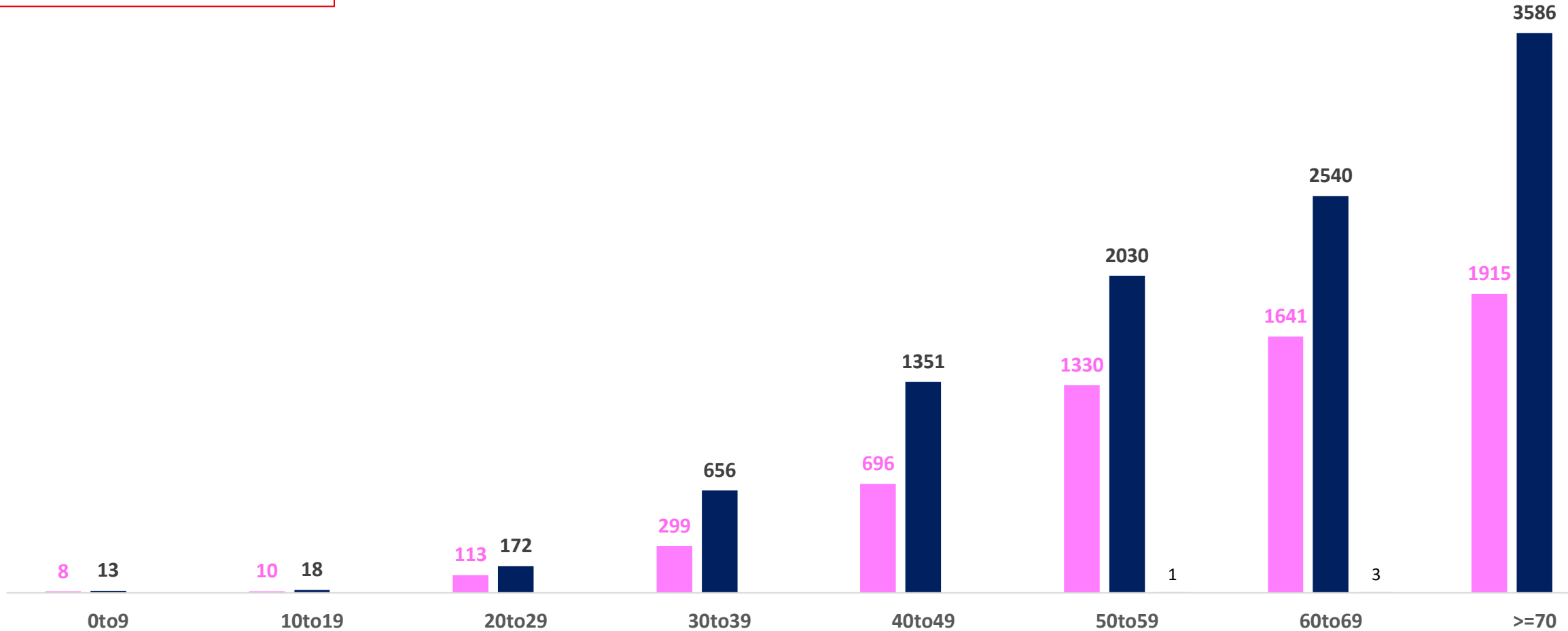


AGE AND GENDER WISE DISTRIBUTION OF DEATH CASES



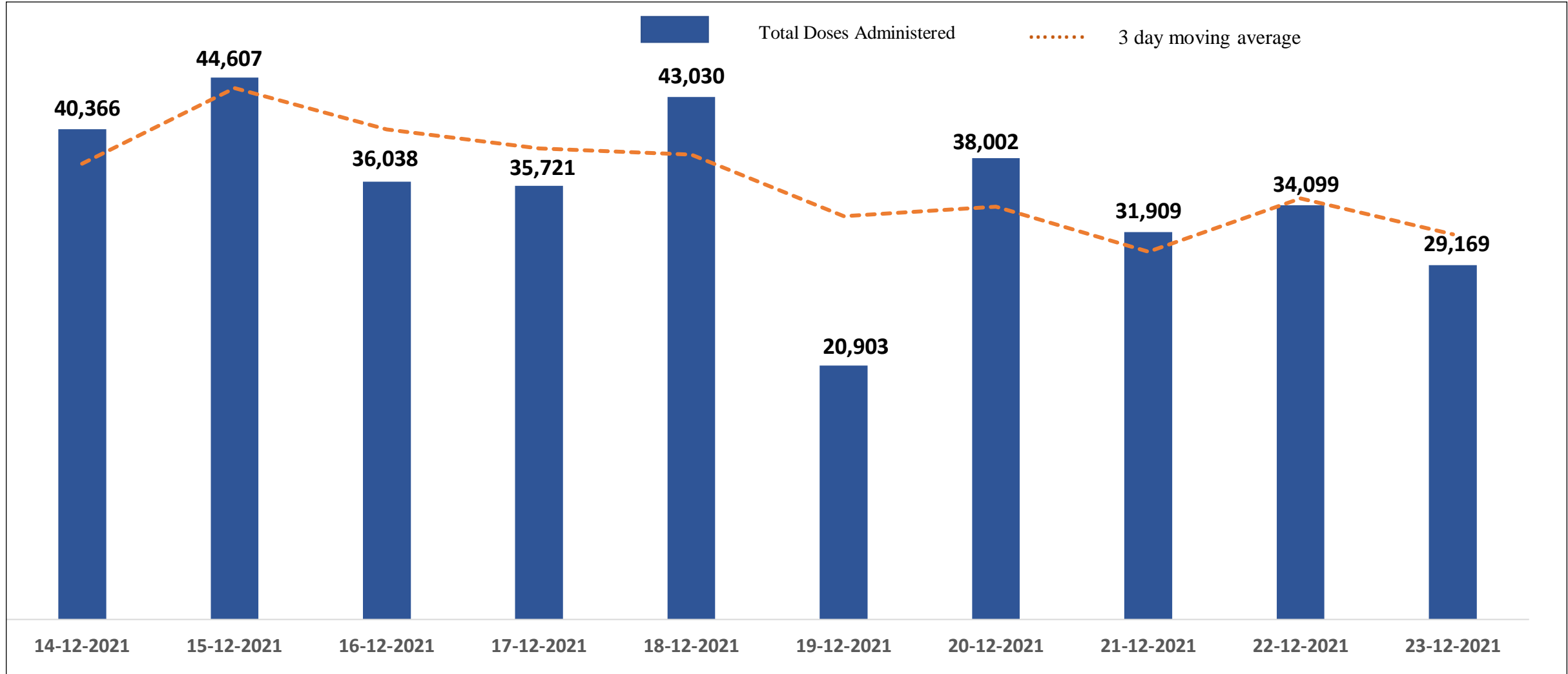
Death Cases: 16,382

Female Male Transgender



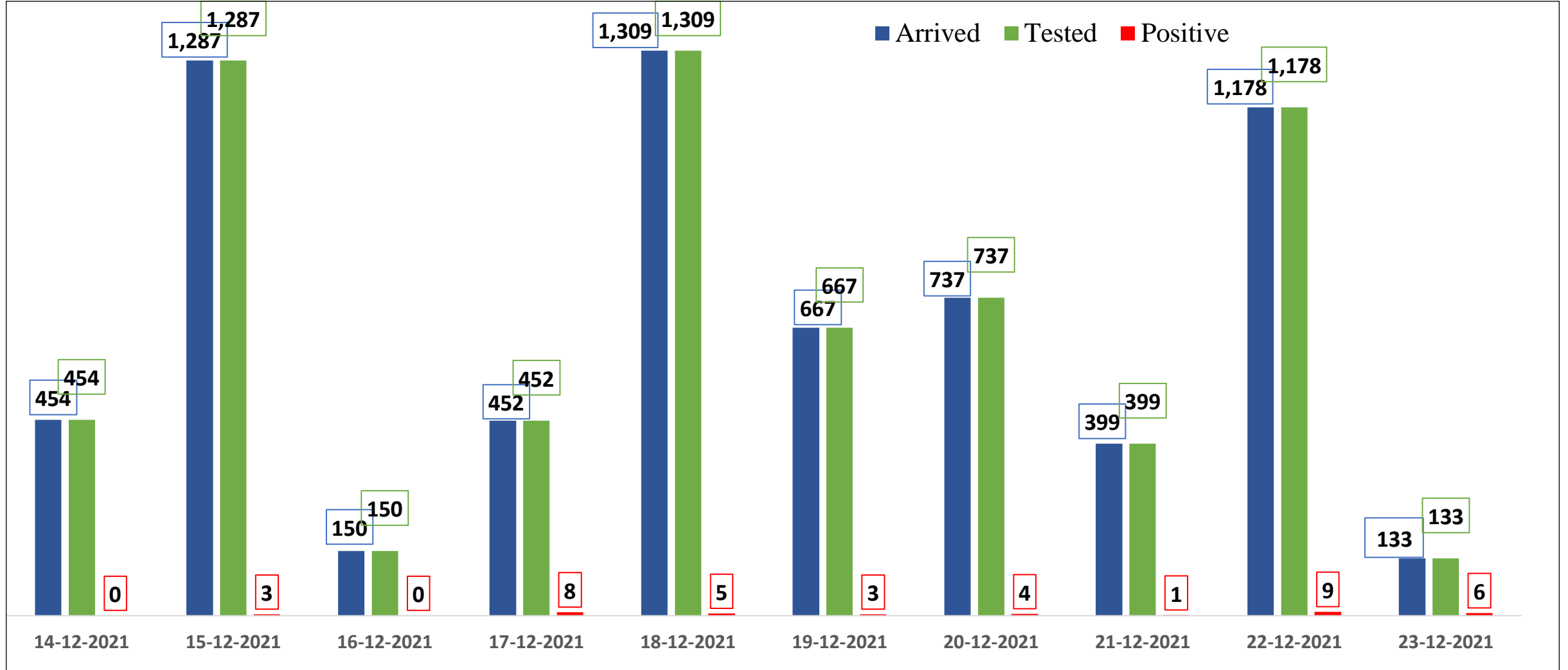


TOTAL VACCINE DOSES ADMINISTERED IN LAST 10 DAYS





INTERNATIONAL TRAVELLERS SURVEILLANCE IN LAST 10 DAYS

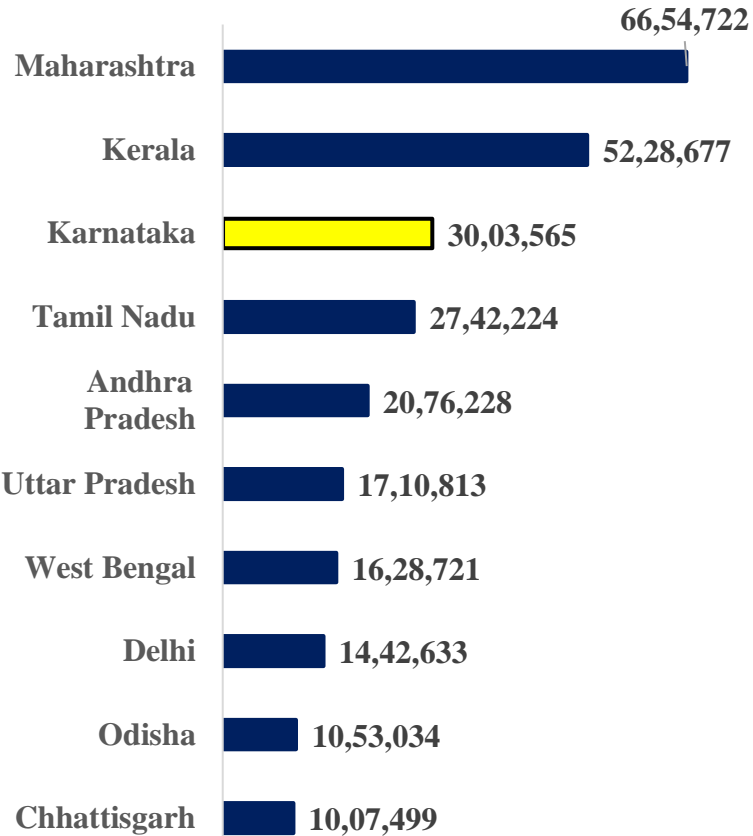




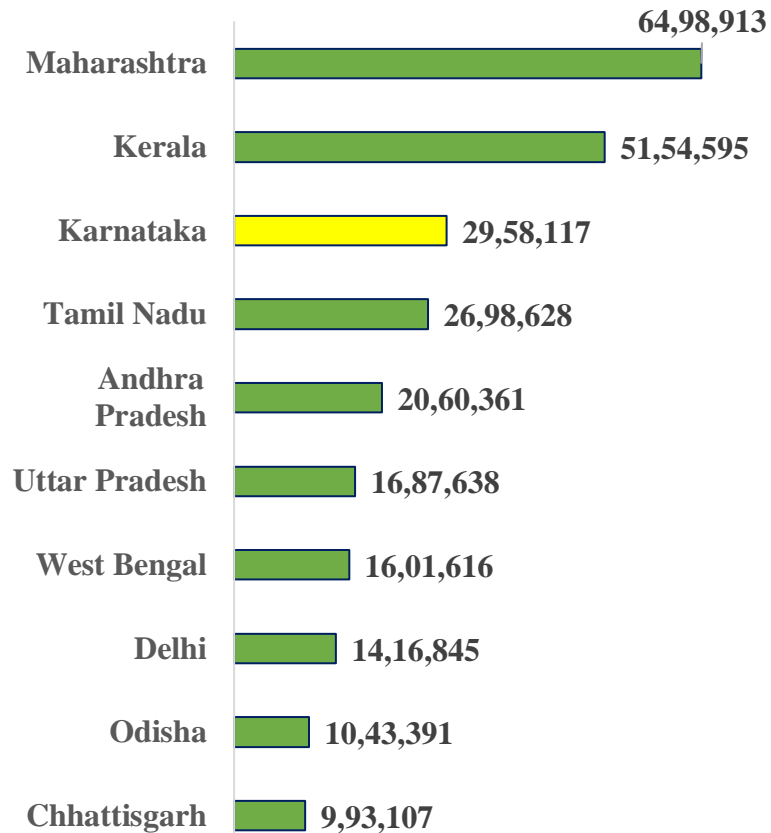
TOP 10 COVID19 AFFECTED INDIAN STATES



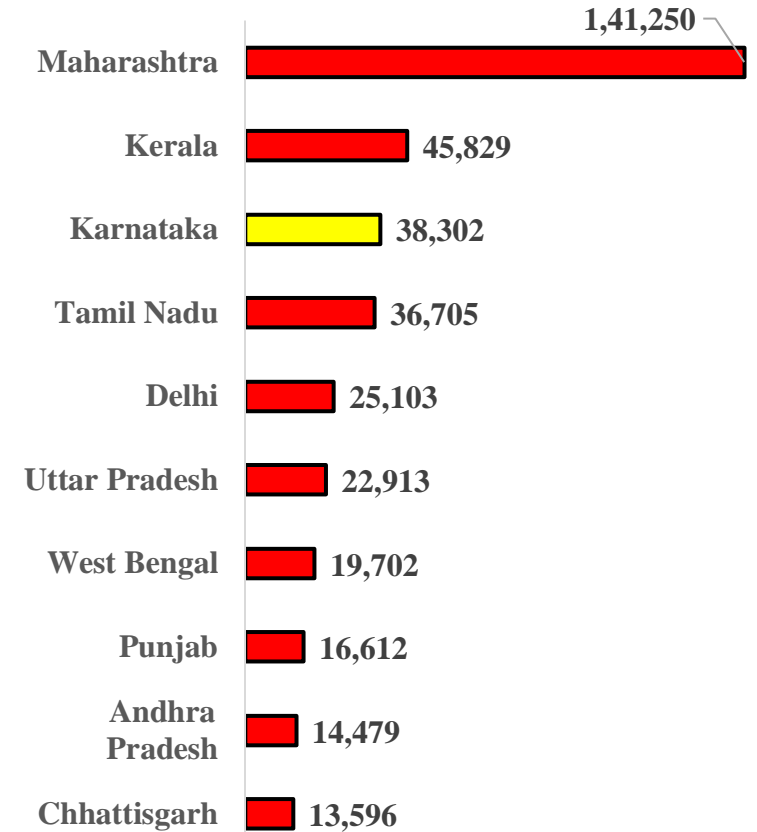
Total Positive Cases



Total Recovered Cases



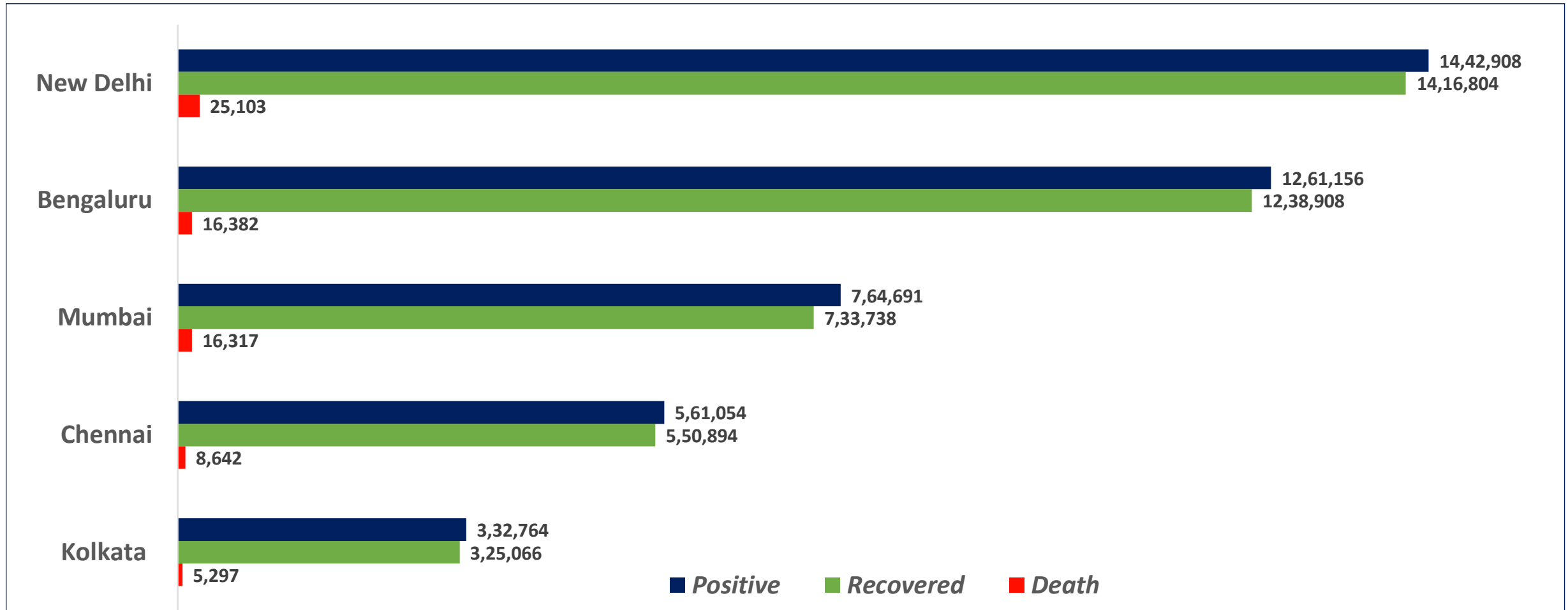
Total Death Cases



Source : <https://www.covid19tracker.in/> / at 4:45 pm (24.12.2021)



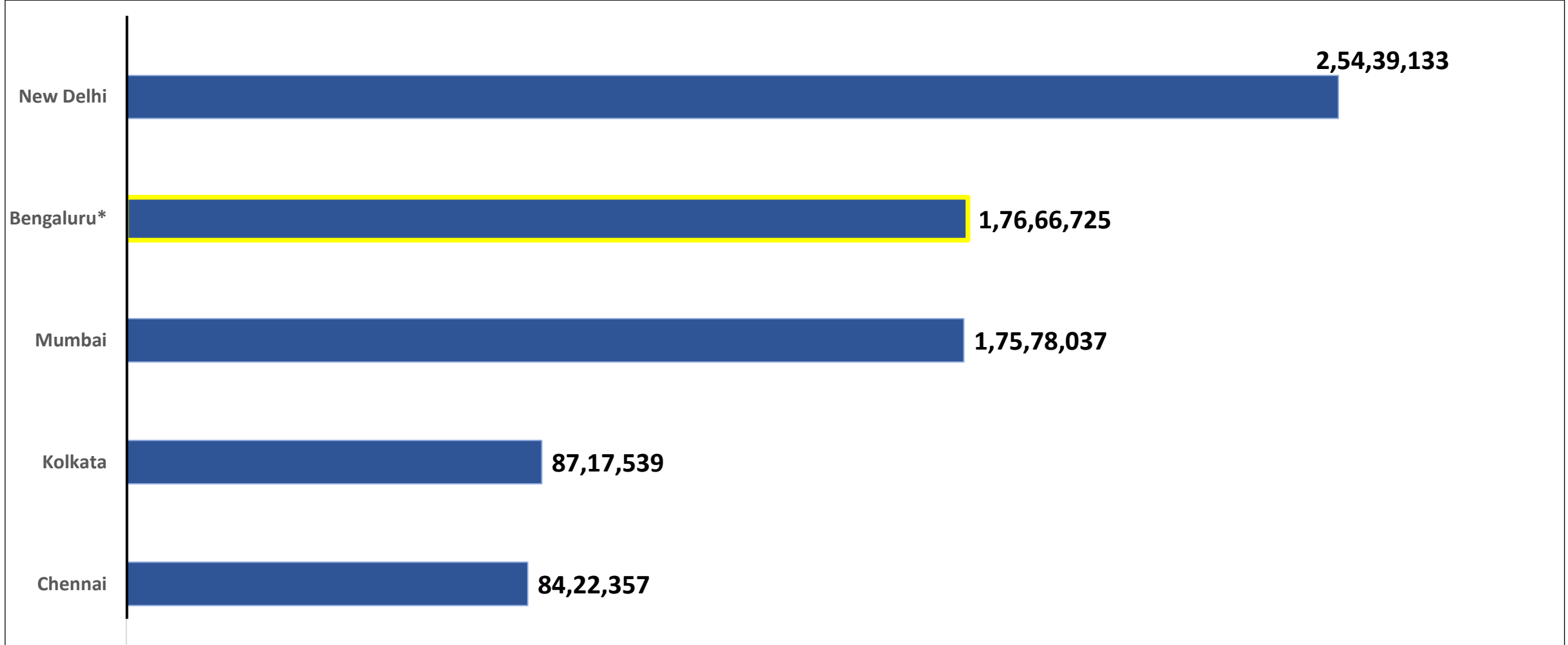
BENGALURU AND OTHER METROPOLITIAN CITIES



Source : <https://www.covid19tracker.in/> at 4:45 pm (24.12.2021)



VACCINE DOSES ADMINISTERED IN BENGALURU AND OTHER METROPOLITAN CITIES



Source : <https://dashboard.cowin.gov.in/> at 4:45 pm (24.12.2021)

*includes BBMP & Bengaluru Urban



SNAPSHOT OF COVID-19 CASES IN BENGALURU URBAN



**Total Wards With
< =10 Cases* :
151**

**Tests Conducted
On 23.12.2021:
46,321**

**Recovery
Rate:
98.24%**

**Total
Active Cases :
5,866**

**Total Vaccinated on
23.12.2021:
29,169**

**Positivity
Rate* :
0.49%**

**Active
Rate:
0.47%**

**Case
Fatality Rate* :
0.35%**



*Total positive cases In the past 10 days

*CFR and positivity is for Past 7 days



ಬೃಹತ್ ಬೆಂಗಳೂರು ಮಹಾನಗರ ಪಾಲಿಕೆ
Bruhat Bengaluru Mahanagara Palike

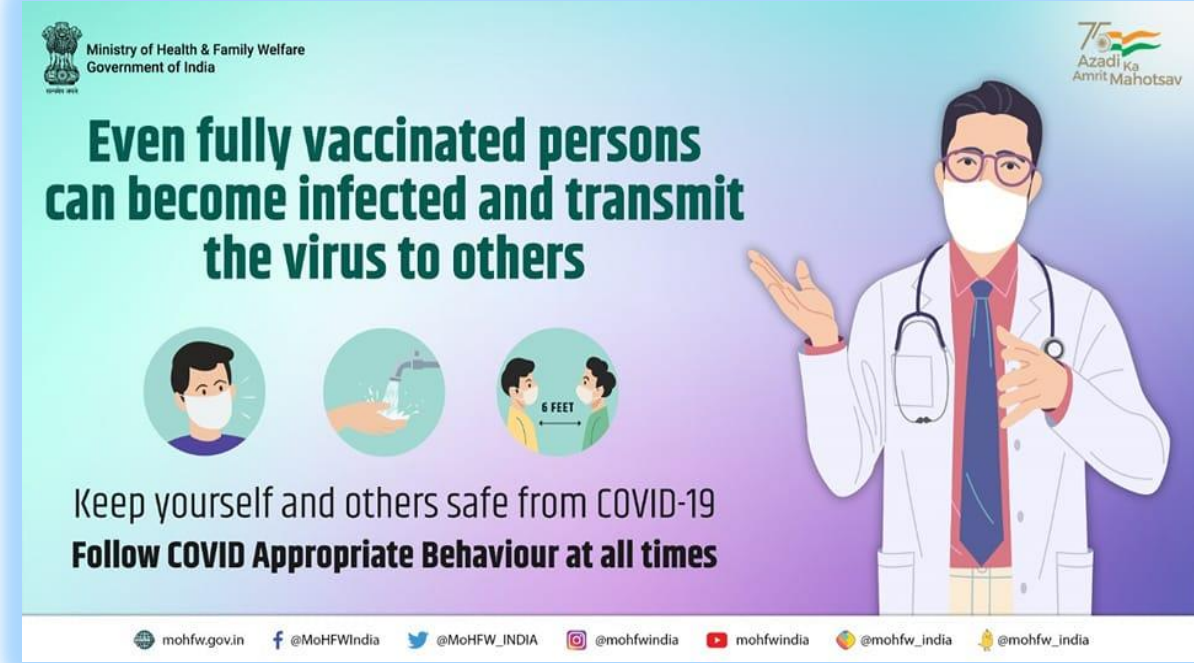


Download BBMP Bulletin	https://apps.bbmpgov.in/covid19/mediabulletin.php
For BBMPCovid19 Bed Status:	https://apps.bbmpgov.in/covid19/en/Bedstatus.php
To register for vaccination :	https://selfregistration.cowin.gov.in/
BBMP COVID19 Dashboard:	https://apps.bbmpgov.in/covid19/
Follow us on:	 www.facebook.com/bbmp.comm1/
	 twitter.com/BBMPCOMM

Issued by:

Honorable Chief Commissioner, BBMP
Special Commissioner Health & IT, BBMP
MD, Bengaluru Smart City Limited

THANK YOU !



Ministry of Health & Family Welfare
Government of India

75
Azadi Ka
Amrit Mahotsav

**Even fully vaccinated persons
can become infected and transmit
the virus to others**

Keep yourself and others safe from COVID-19
Follow COVID Appropriate Behaviour at all times

mohfw.gov.in f @MoHFWIndia t @MoHFW_INDIA i @mohfwindia y mohfwindia @mohfw_india @mohfw_india

